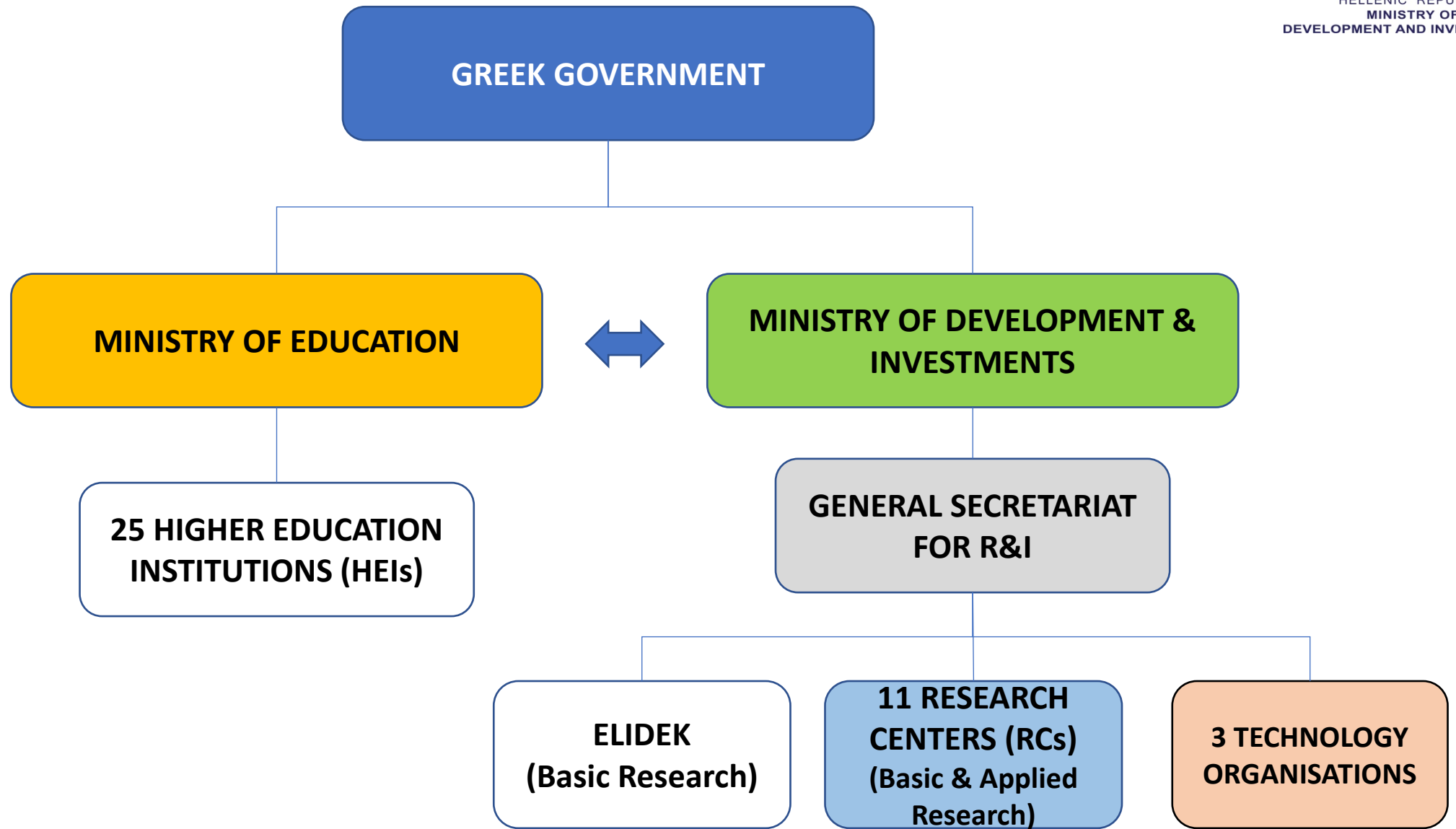


Enhanced Bilateral Dialogue between Greece and the European Commission **GREEK INNOVATION ECOSYSTEM**




Michael Dritsas, Ministry of Development & Investments

11 July 2022

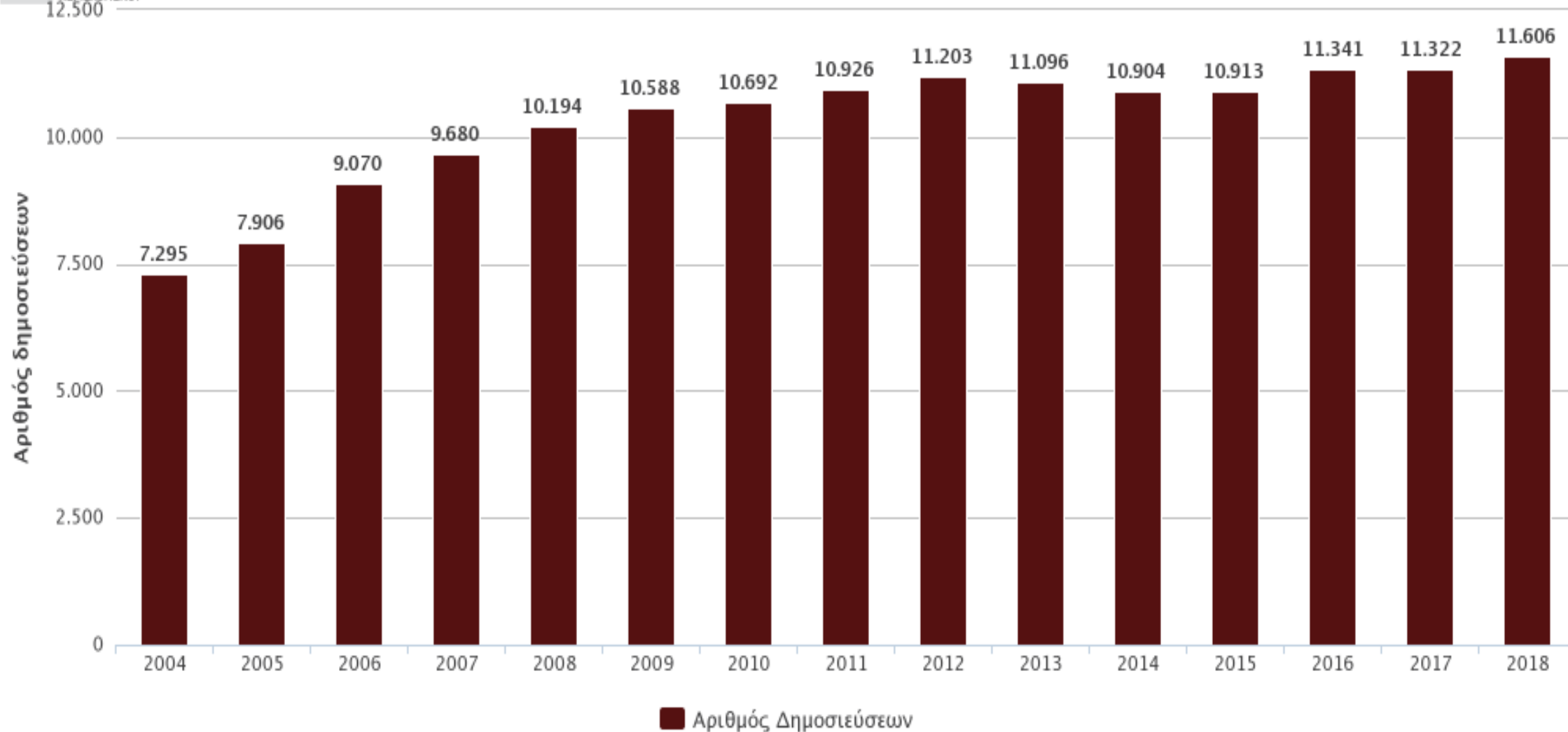


Web of Science: Greek Scientific Publications 2004 - 2018



Αριθμός δημοσιεύσεων ελληνικών φορέων, ανά έτος, για την περίοδο 2004-2018

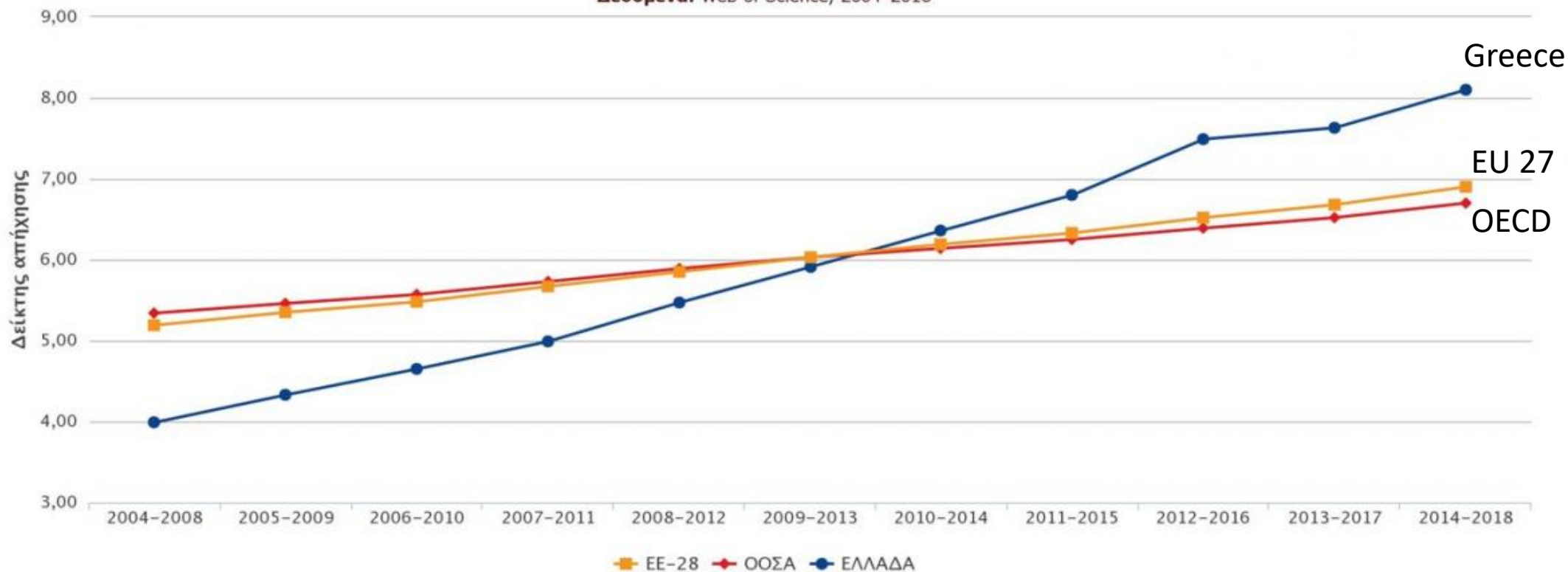
Δεδομένα: Web of Science, 2004-2018





Δείκτης απήχησης των δημοσιεύσεων της Ελλάδας, των χωρών μελών της ΕΕ και των χωρών του ΟΟΣΑ, ανά πενταετία, για την περίοδο 2004-2018

Δεδομένα: Web of Science, 2004-2018



Πηγή: ΕΚΤ, "Επιστημονικές Δημοσιεύσεις Ελληνικών Φορέων 2004-2018: Βιβλιομετρική ανάλυση δημοσιεύσεων σε διεθνή επιστημονικά περιοδικά - Web of Science", <http://report08.metrics.ekt.gr>



COUNTRY PERFORMANCE IN HORIZON 2020

Even better performance in H2020 Vs FP7

Horizon 2020 Key Figures

Participation
5 421
2.54%
of EU total

Number of organisations involved in H2020 projects. One organisation participating in N

Net EU Contribution
1,69B
2.76%
of EU total

Funding received by the project's participants after deduction of their linked third parties' funding

Applications
34.487
3.91%
of EU total

Number of organisations applying for Horizon 2020 grants. One organisation applying in N proposals

Success rate
13,43%
11.98%
EU average

Ratio of the retained proposals to the total number of eligible proposals received

SME Participation
1 299
23.96%
of country total

Number of SMEs involved in H2020 projects. One SME participating in N projects is counted N times

SME Net EU Contribution
359,9M
21.27%
of country total

Total funding received by SME participants after deduction of their linked third parties' funding

ERC Principal Investigators
36
0.45%
of EU total

MSCA Participation
580
2.17%
of EU total


Participation in Horizon 2020

Participation rank
8 out of 28^{EU}

Ranking position based on the participations in H2020, for a country in its country group

Budget share rank
11 out of 28^{EU}

Ranking position based on funding received from H2020, for a country in its country group



#8 out of 28 in participations –
#11 out of 28 in budget allocation
Participation in Horizon 2020

Participation rank
8 out of 28^{EU}

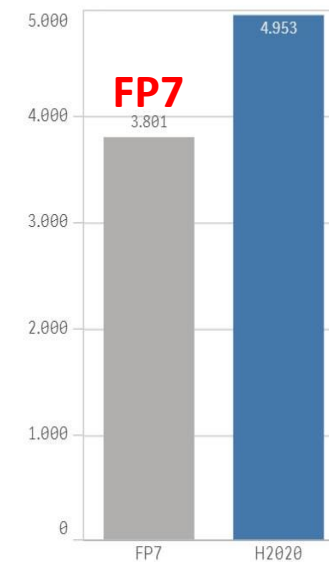
Ranking position based on the participations in H2020, for a country in its country group

Budget share rank
11 out of 28^{EU}

Ranking position based on funding received from H2020, for a country in its country group

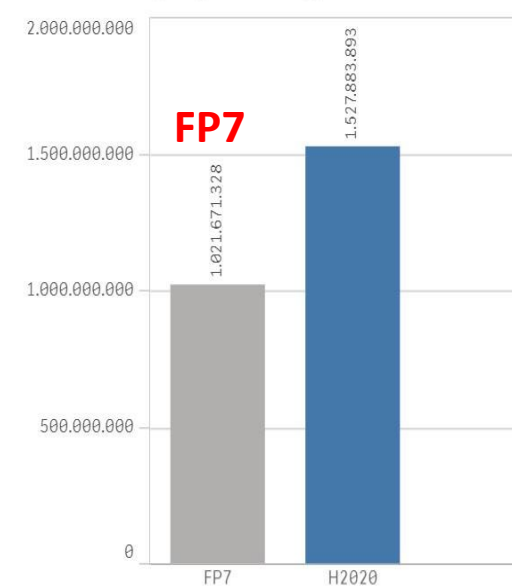
Participation in Programmes - Greece

Participation across Programmes



Participation in Programmes - Greece

EU Contribution (EUR) across Programmes

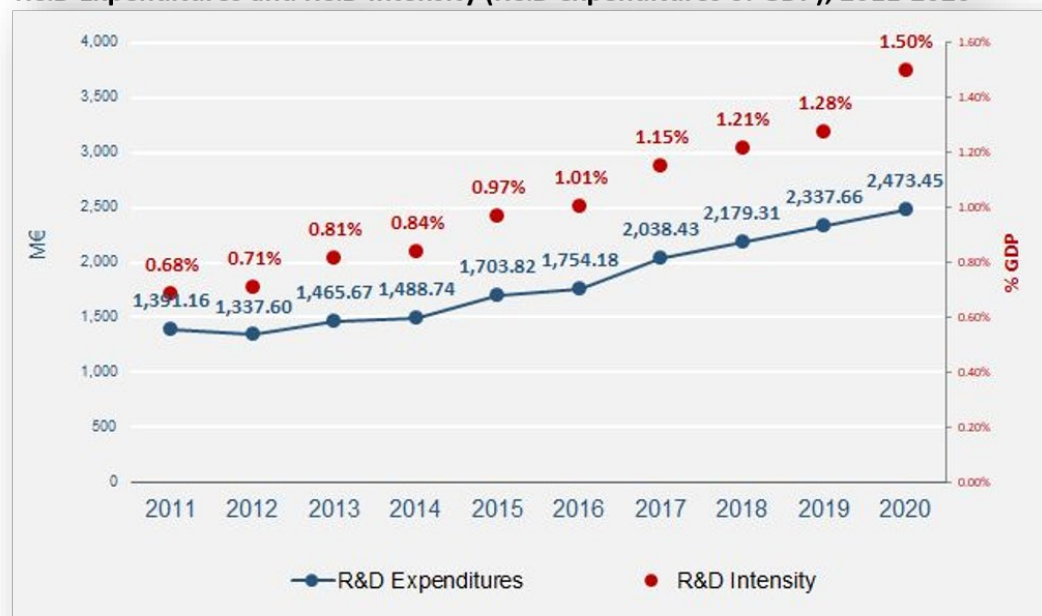


R&D Intensity: R&D / GDP

GR Target for 2020 : 1,20%

Achieved by 2019 : 1,50%

R&D Expenditures and R&D Intensity (R&D expenditures of GDP), 2011-2020

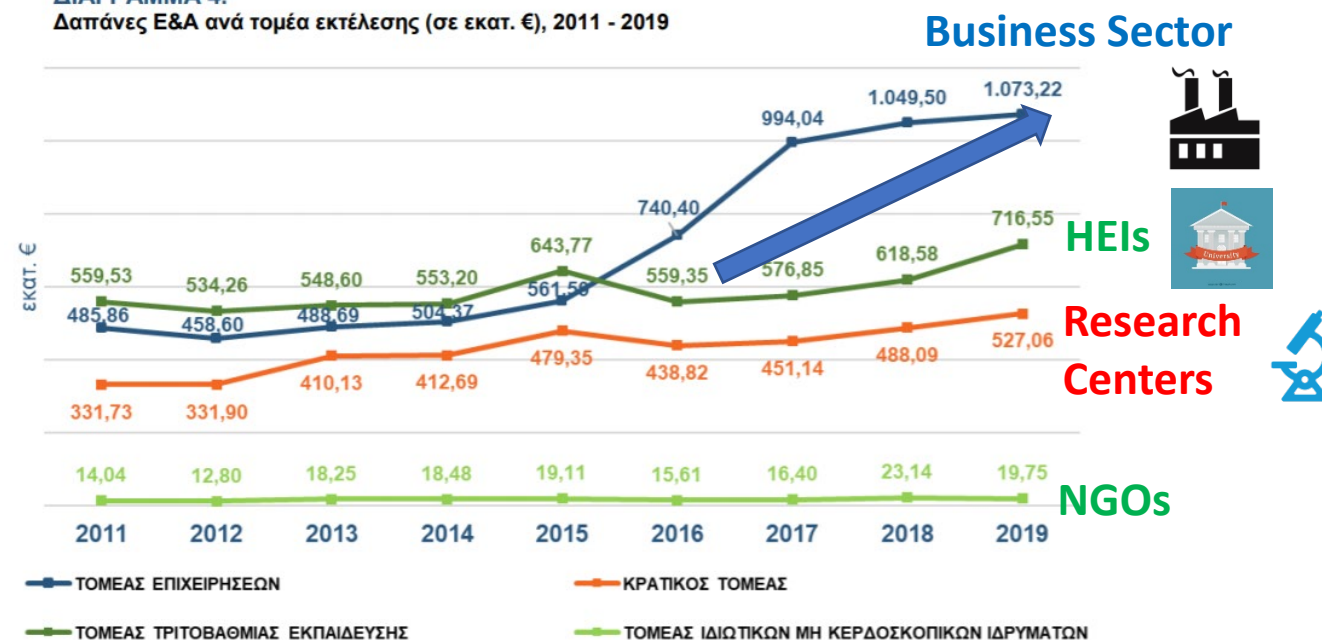


Source: National Documentation Centre (EKT)

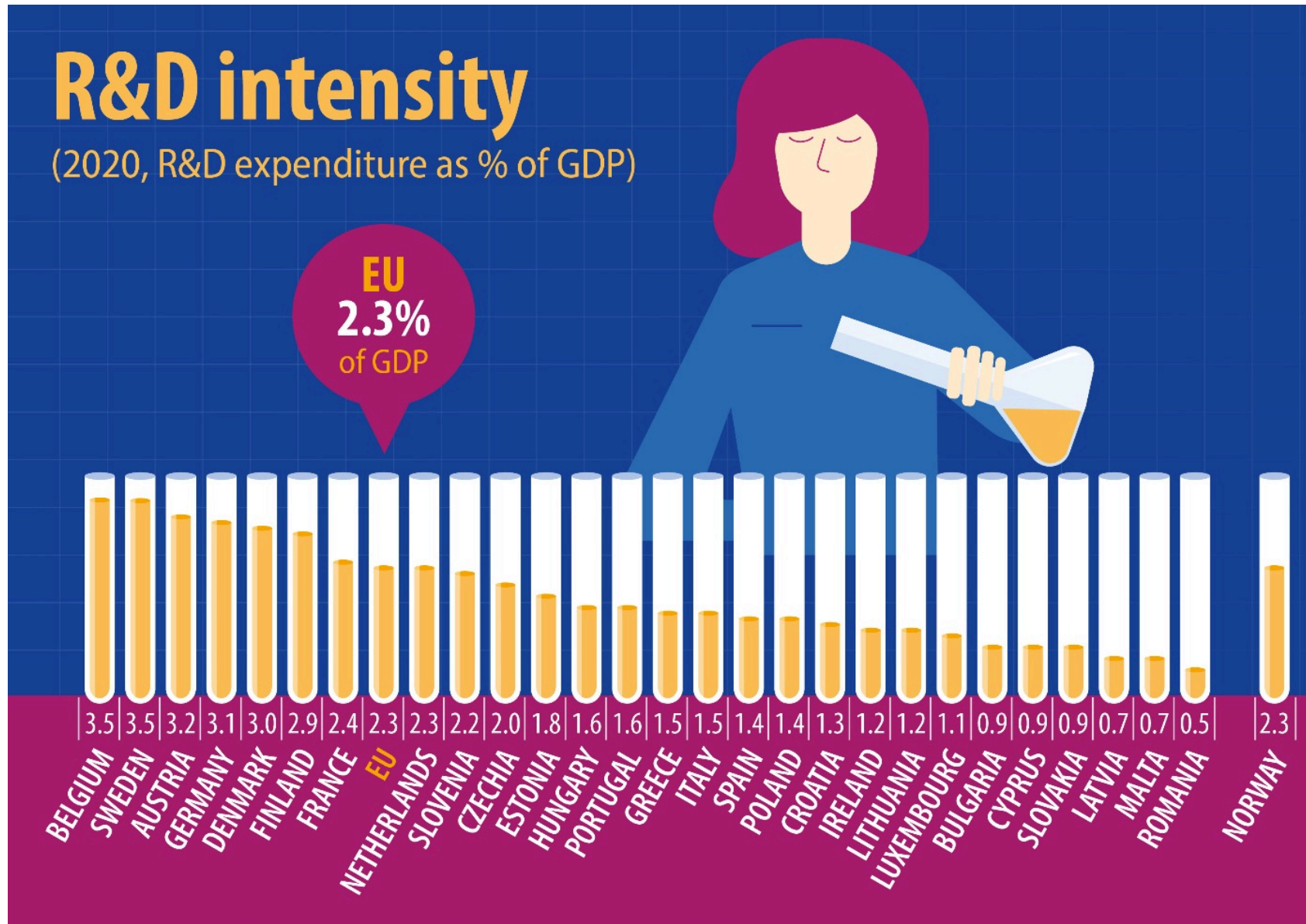
R&D expenditure by sector of performance

ΔΙΑΓΡΑΜΜΑ 4.

Δαπάνες Ε&Α ανά τομέα εκτέλεσης (σε εκατ. €), 2011 - 2019



Greece ranks in 14th position from 16th



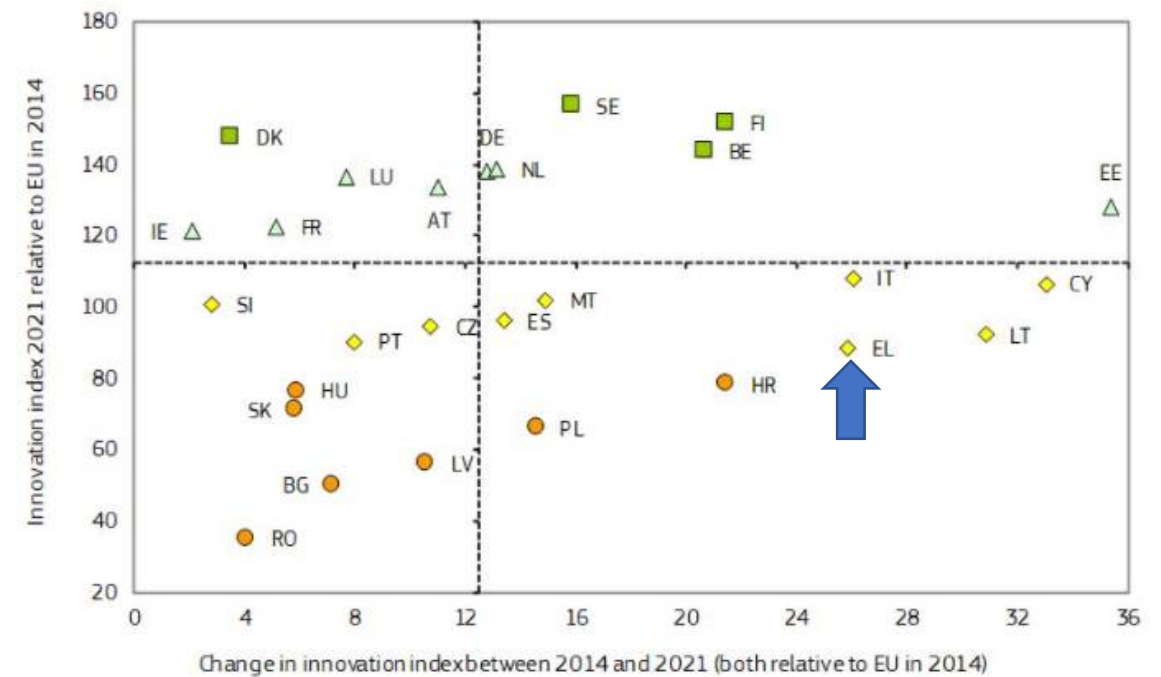
European Innovation Scoreboard 2021

Greece among top 5 performers in growth rate !!

Greece ranks in 20th position in EU, but marks high performance improvement



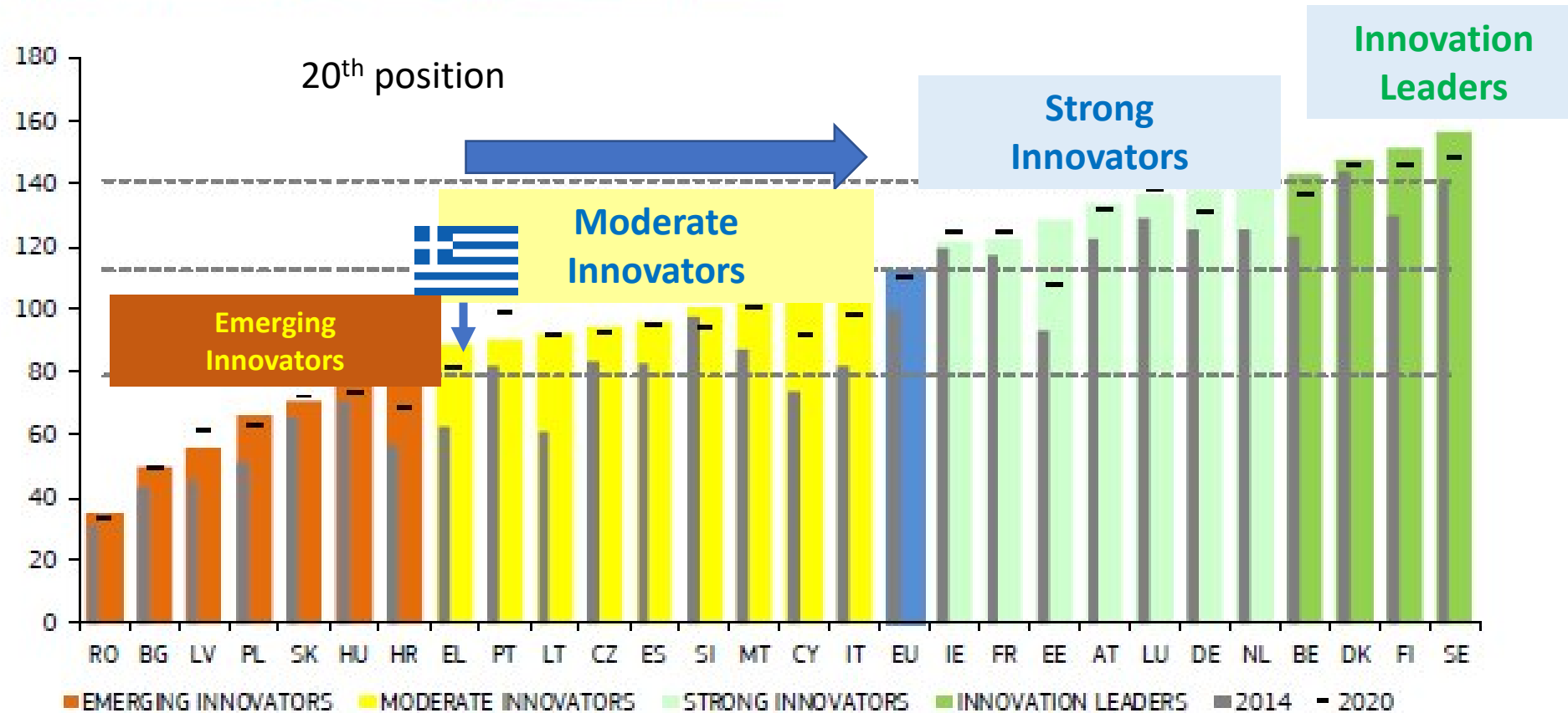
Figure 2: Change in Member States' innovation performance since 2014



Evaluation of R&I Country Ecosystems

European Innovation Scoreboard 2021



Figure 1: Performance of EU Member States' innovation systems



Coloured columns show countries' performance in 2021, using the most recent data for 32 indicators, relative to that of the EU in 2014. The horizontal hyphens show performance in 2020, using the next most recent data, relative to that of the EU in 2014. Grey columns show countries' performance in 2014 relative to that of the EU 2014. For all years, the same measurement methodology has been used. The dashed lines show the threshold values between the performance groups, where the threshold values of 70%, 100%, and 125% have been adjusted upward to reflect the performance increase of the EU between 2014 and 2021.

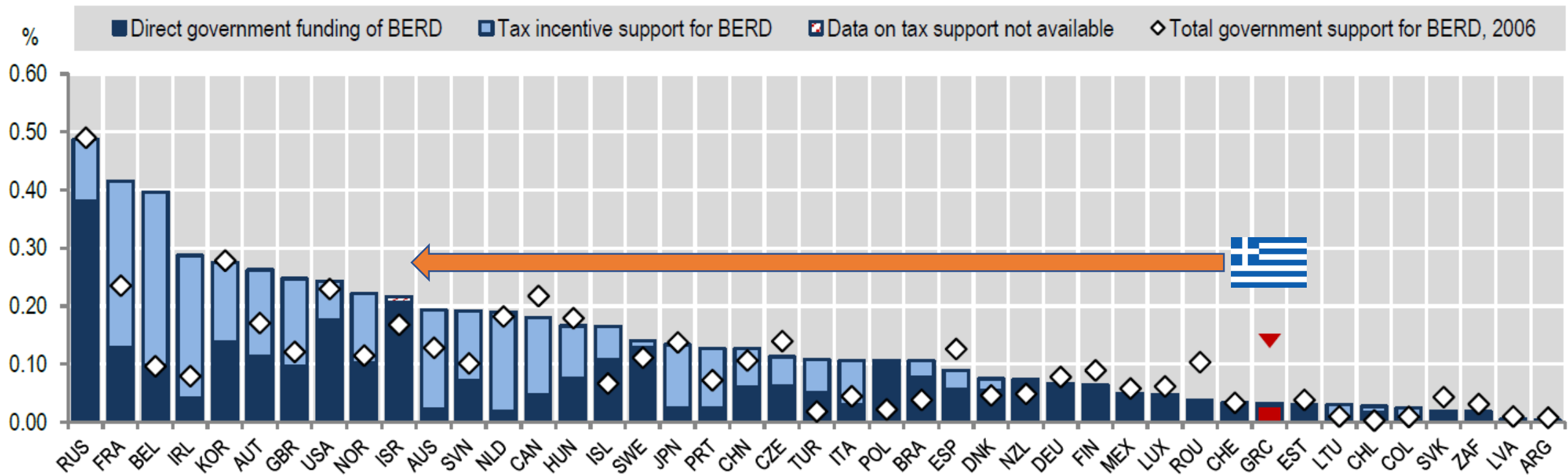
European Innovation Scoreboard 2021

GREECE: Strengths & Weaknesses

		Relative EU 2014			
Greece	Greece	Relative to EU 2021 in 2021	2014	2021	
Foreign doctorate students	Προσέλκυση ξένων για διδακτορικές σπουδές	5,8	10,4	6,9	
PCT patent applications	Αιτήσεις Κατοχύρωσης Διπλώματων Ευρεσιτεχνίας PCT (πατέντες)	19,0	11,2	16,5	
Design applications	Αιτήσεις Κατοχύρωσης Βιομηχανικών Σχεδίων	22,8	15,8	15,7	
Government support for business R&D	Κίνητρα πολιτείας για δαπάνες Ε&Α από επιχειρήσεις	25,6	15,0	29,7	
Venture capital expenditures	Επενδύσεις από Εταιρείες Επιχειρηματικού Κεφαλαίου (VCs)	29,1	4,9	48,9	
Medium and high tech goods exports	Εξαγωγές Προϊόντων Μέσης & Υψηλής Τεχνολογίας	30,1	2,5	33,0	
Lifelong learning	Δια-βίου Μάθηση	30,3	26,7	33,3	
Employed ICT specialists	Απασχολούμενοι εξειδικευμένοι σε ΤΠΕ	35,7	38,1	47,6	
R&D expenditure in the business sector	Δαπάνες Ε&Α από ιδιωτικό τομέα	38,3	15,0	42,5	
Enterprises providing ICT training	Εταιρείες που παρέχουν βελτίωση δεξιοτήτων σε ΤΠΕ	46,7	40,0	46,7	
Doctorate graduates	Απόφοιτοι με Διδακτορικό	48,1	42,6	42,6	
Job-to-job mobility of HRST	Κινητικότητα εργαζομένων σε επαγγέλματα Ε&Α	58,9	38,5	84,6	
Broadband penetration	Διείσδυση ευρυζωνικότητας	59,0	44,7	89,4	
Air emissions by fine particulate matter	Εκπομπές αέρα με μικροσωματίδια	62,1	65,6	66,0	
People with above basic overall digital skills	Πληθυσμός με ψηφιακές δεξιότητες άνω του μέσου όρου	63,6	38,9	77,8	
Innovation expenditures per employee	Δαπάνες Ε&Α ανά εργαζόμενο	66,1	53,4	87,3	
Knowledge-intensive services exports	Εξαγωγές υπηρεσιών έντασης γνώσης	67,9	83,5	71,9	
SUMMARY INNOVATION INDEX	ΣΥΝΟΠΤΙΚΟΣ ΔΕΙΚΤΗΣ ΚΑΙΝΟΤΟΜΙΑΣ	78,6	62,6	88,5	
Employment in knowledge-intensive activities	Απασχόληση σε δραστηριότητες έντασης γνώσης	79,3	89,3	86,7	
International scientific co-publications	Διεθνείς Επιστημονικές Συνδημοσιεύσεις	84,6	85,2	111,0	
Trademark applications	Αιτήσεις Κατοχύρωσης Εμπορικών Σημάτων	87,9	63,6	92,3	
Most cited publications	Δημοσιεύσεις με περισσότερες ετεροαναφορές	88,8	79,6	87,3	
R&D expenditures in the public sector	Δαπάνες Ε&Α στον Δημόσιο τομέα	90,9	47,4	87,7	
Resource productivity	Παραγωγικότητα πόρων ως προς την Περιβαλλοντική βιωσιμότητα	95,1	67,3	140,9	
Environment-related technologies	Επενδύσεις σε τεχνολογίες περιβάλλοντος	98,4	151,1	73,9	
Non-R&D Innovation expenditures	Επενδύσεις σε μη τεχνολογική καινοτομία (π.χ. Business Model, Mktg)	106,6	111,3	121,2	
Public-private co-publications	Επιστημονικές συνδημοσιεύσεις δημόσιου - ιδιωτικού τομέα	112,9	91,9	126,7	
Population with tertiary education	Πληθυσμός που έχει ολοκληρώσει τριτοβάθμια εκπαίδευση	119,2	123,1	153,7	
Employment in innovative enterprises	Απασχόληση σε καινοτόμες επιχειρήσεις	130,5	99,3	156,0	WEAKNESSES STRENGTHS
Business process innovators (SMEs)	ΜΜΕ με καινοτομία σε επιχειρησιακές διεργασίες	157,7	150,3	209,9	
Product innovators (SMEs)	ΜΜΕ με προϊόντική καινοτομία	162,3	75,6	229,1	
Innovative SMEs collaborating with others	Καινοτόμες ΜΜΕ που συνεργάζονται με άλλους	174,8	148,1	256,1	
Sales of innovative products	Πωλήσεις καινοτόμων προϊόντων	220,1	88,3	191,3	

Super-deduction of R&D expenses from +30% to +100%

Figure 2. Direct government funding of business R&D and tax incentives for R&D, 2016 (nearest year)
As a percentage of GDP



Source: OECD, R&D Tax Incentive Database, <http://oe.cd/rdtax>, March 2019.

22 Innovation Clusters (under formation)

- AGRIBUSINESS: 7
- ICT: 5
- HEALTH/BIO: 4
- SUSTAINABILITY: 3
- CULTURE /TOURISM/ CREATIVE INDUSTRIES: 2
- TRANSPORTATION & LOGISTICS: 1





12 COMPETENCE CENTERS

For Research, Innovation, Technology creation and Transfer

New public – private entities, as a result of a joint venture of Research Organizations and Businesses sharing common goals

- **194 participants, 25 Research Organizations + 169 Companies**
- Total budget: 22 million € (13 m € Public + 9 m € Private)

Fields / # of Competence Centers:

- **ICT: 4**
- **Materials and Engineering: 3**
- **Health / Bio & Drugs: 2**
- **AgriTech/FoodTech: 2**
- **Energy: 1**

L. 4864/2021 (GAZETTE A'/237/2.12.2021)

Favourable legal framework



**ΕΦΗΜΕΡΙΔΑ
ΤΗΣ ΚΥΒΕΡΝΗΣΕΩΣ**
ΤΗΣ ΕΛΛΗΝΙΚΗΣ ΔΗΜΟΚΡΑΤΙΑΣ

2 Δεκεμβρίου 2021
ΤΕΥΧΟΣ ΠΡΩΤΟ
Αρ. Φύλλου 237

ΝΟΜΟΣ ΥΠ' ΑΡΙΘΜ. 4864

Στρατηγικές επενδύσεις και βελτίωση του επενδυτικού περιβάλλοντος μέσω της επιτάχυνσης διαδικασιών στις ιδιωτικές και στρατηγικές επενδύσεις, δημιουργία πλαισίου για τις εταιρείες τεχνολογικού και άλλες επείγουσες διατάξεις για την ανάπτυξη.

ΚΕΦΑΛΑΙΟ Ε': ΥΛΟΠΟΙΗΣΗ ΣΤΡΑΤΗΓΙΚΗΣ ΕΠΕΝΔΥΣΗΣ

Άρθρο 16 Απόφαση χορήγησης κινήτρων και ενισχύσεων

Άρθρο 17 Υποχρεώσεις φορέα επένδυσης

Άρθρο 18 Παρακολούθηση υλοποίησης στρατηγικής επένδυσης

Άρθρο 19 Κυρώσεις λόγω μη τήρησης των όρων της επένδυσης

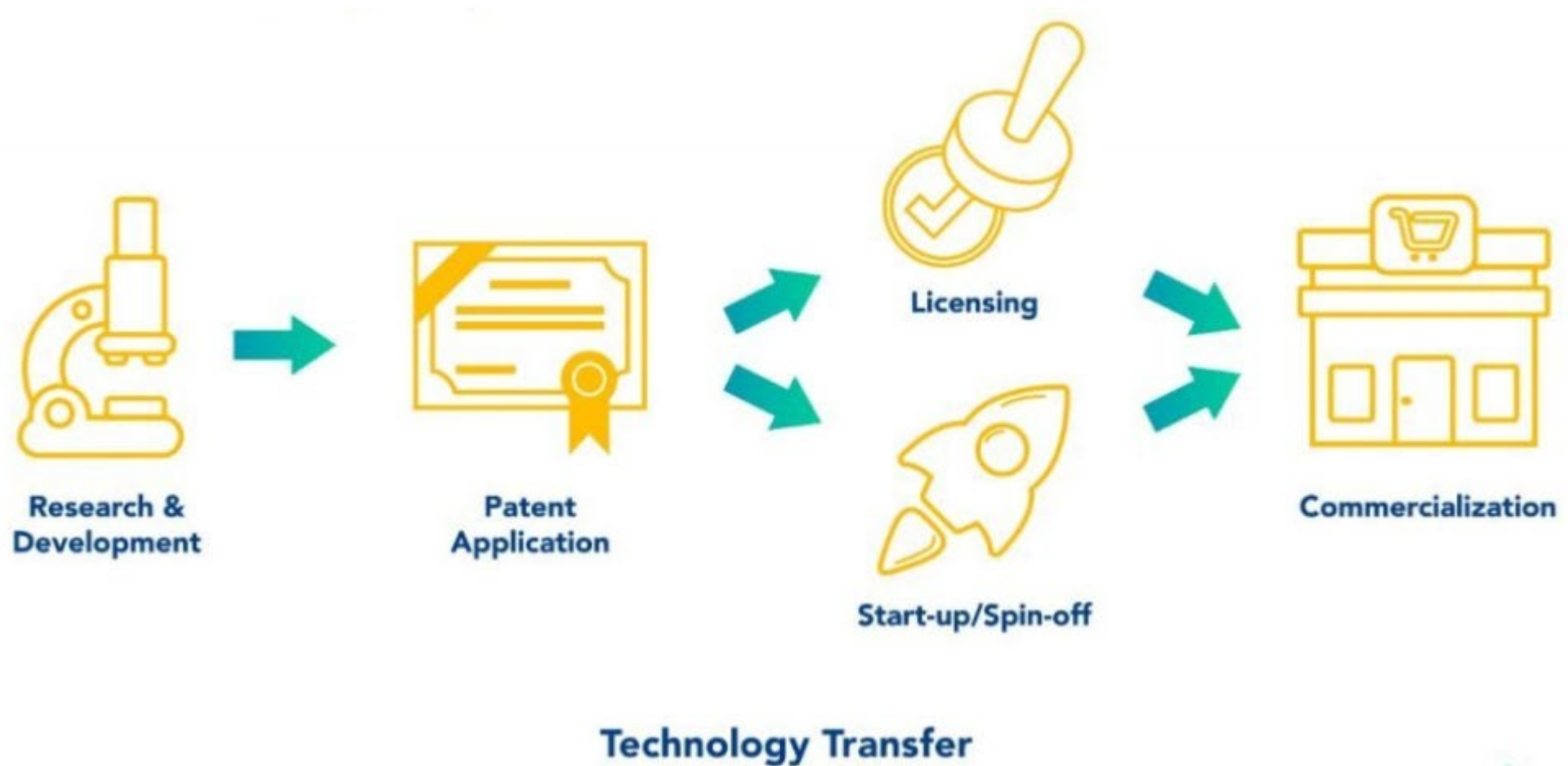
11477

Signature Mot
Verifying Code
Original Date
Doc. Date
Reason
Location
Type



Financing Technology Transfer Offices

- Capacity Building
- Growth / Expansion



INNOVATION DISTRICT IN ATHENS CHROPEI



PPP PROJECT

Thess INTEC SCIENCE & TECH PARK IN THESSALONIKI



PPP PROJECT



NextGenerationEU-Recovery & Resilience Facility

1. Creation-Expansion-Upgrade of Infrastructures of Research Centres	207.4 m. EUR
2. Basic & Applied Research	143.6 m. EUR
3. TH ² ORAX: Integrated Search and Rescue facilities / AI enabled	50.0 m. EUR
4. RESEARCH – CREATE - INNOVATE (financing R&D co-operations)	25.0 m. EUR
5. Horizon 2020 “Seal of Excellence” (financing excellent R&D projects)	18.2 m. EUR
6. “Elevate Greece” financing for increased extroversion	2.8 m. EUR

total RRF Budget ex VAT:

≅ 444 m. EUR




Elevate Greece “Mission”

- Elevate Greece is an initiative **launched by the Greek Government, intended to** identify promising startups and support their growth, nurturing a robust innovation ecosystem
- A digital gate **through which Greek startups** can apply requesting to be officially accredited by the Ministry of Development & Investments – GSRI.

How ?

- A credible validation mechanism to map and build a strong startup ecosystem
- Establish the National Startup Database
- Nurture and support startup companies’ growth
- Build a strong ecosystem around them
- Liaise them with established companies
- Expand activities into scaleups, established innovative companies and R&D organisations



Applications' analytics

Total Statistics



3170

Total Drafts

1273

Total Finalized



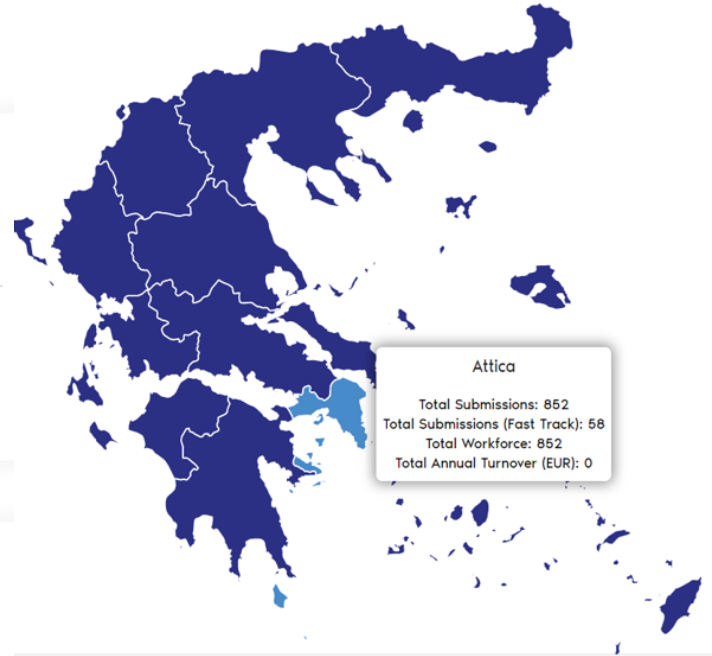
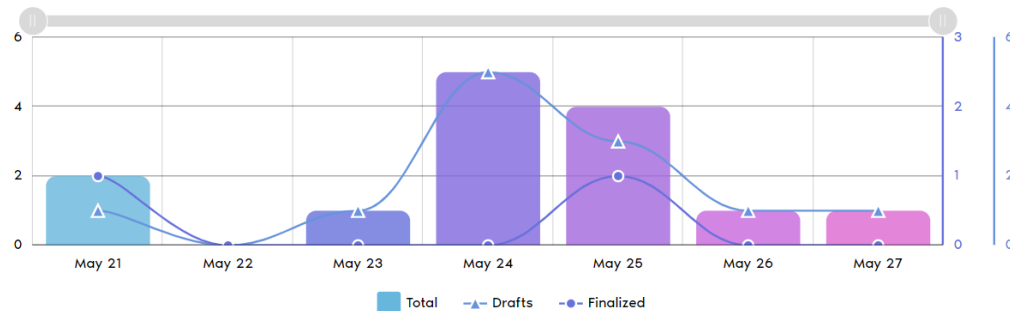
1134

Completed Evaluations

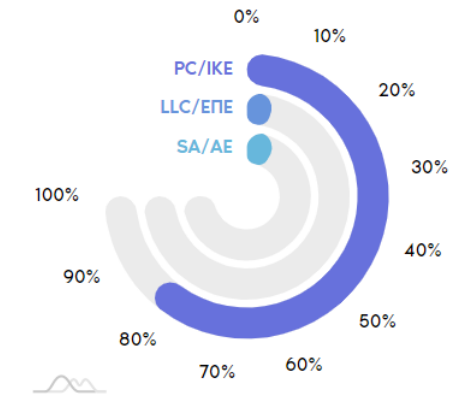
139

Pending Evaluations

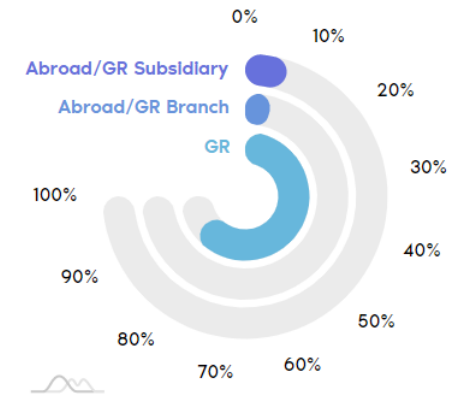
Timeline



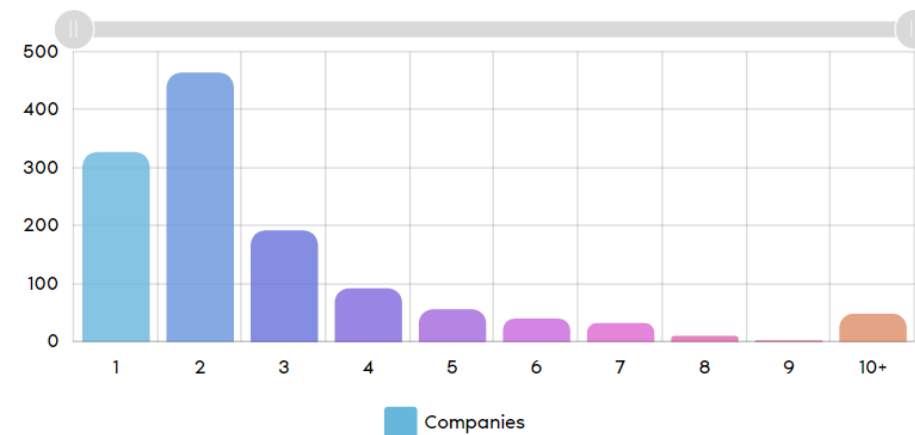
Legal Entity



Registered Office



Partners/Team



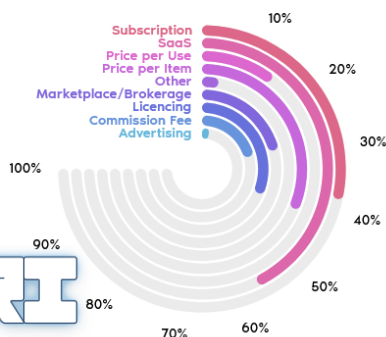
Industry

<input type="checkbox"/> Advertising & Marketing (AdTech)	<input type="checkbox"/> Entertainment/Media (Games, Sports, So...
<input type="checkbox"/> AgriTech / FoodTech	<input type="checkbox"/> Environment & Energy (GreenTech, Clean...
<input type="checkbox"/> Art, Cultural & Creative Industries	<input type="checkbox"/> FinTech – Financial Services (WealthTech)
<input type="checkbox"/> Data Analytics - Big Data	<input type="checkbox"/> Human Resources
<input type="checkbox"/> Defence Systems	<input type="checkbox"/> InsurTech - Insurance
<input type="checkbox"/> EduTech - Education	<input type="checkbox"/> LegalTech / RegTech
<hr/>	
<input type="checkbox"/> Life Sciences (MedTech, HealthTech, BioT...	<input type="checkbox"/> Security
<input type="checkbox"/> Logistics & Transportation	<input type="checkbox"/> Travel / Hospitality / Leisure
<input type="checkbox"/> Manufacturing	<input type="checkbox"/> Other
<input type="checkbox"/> Maritime	
<input type="checkbox"/> Real Estate (PropTech, Construction)	
<input type="checkbox"/> RetailTech – E-Commerce - FashionTech	

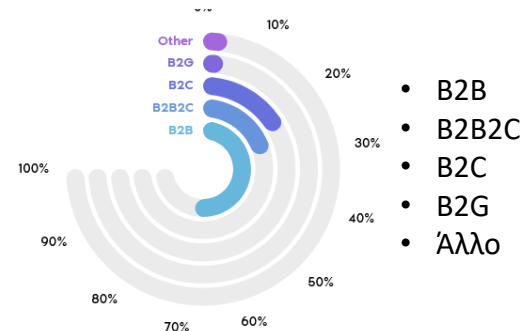
Technology

<input type="checkbox"/> 3D Printing	<input type="checkbox"/> Data Analytics - Big D...
<input type="checkbox"/> AI	<input checked="" type="checkbox"/> Diagnostic/Imaging
<input type="checkbox"/> AR/VR	<input type="checkbox"/> Distributed Ledger
<input type="checkbox"/> Blockchain	<input type="checkbox"/> Drones
<input type="checkbox"/> Cleantech	<input type="checkbox"/> Hardware
<input type="checkbox"/> Cloud Computing	<input type="checkbox"/> IoT
<hr/>	
<input type="checkbox"/> Nanotech	
<input type="checkbox"/> Networks	
<input type="checkbox"/> Quantum Computing	
<input type="checkbox"/> Robotics	
<input type="checkbox"/> Sensors	
<input type="checkbox"/> Software	
<input type="checkbox"/> Web or Mobile Applica...	
<input type="checkbox"/> Other	

Revenue Model

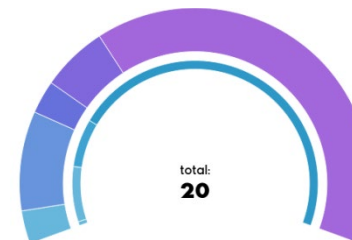


Business Model

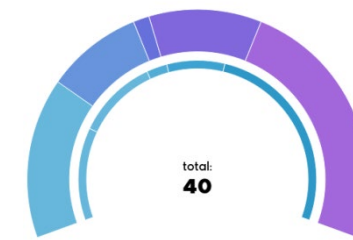


- B2B
- B2B2C
- B2C
- B2G
- Άλλο

Maturity TRL 5-9



Funding Sources



- Bootstrap
- Business Angel
- Grant
- VC
- Other

Registered Startups

Advertising & Marketing (AdTech)



AgriTech FoodTech



Art, Cultural & Creative Industries



Data Analytics - Big Data



Defence Systems



EduTech - Education



Entertainment Media (Games, Sports, Social)



Environment & Energy (GreenTech, CleanTech)



FinTech - Financial Services (WealthTech)



Human Resources



InsurTech - Insurance



LegalTech / RegTech



Life Sciences (MedTech, HealthTech, BioTech)



Logistics & Transportation



Manufacturing



Maritime



Mobility



Other



Real Estate (PropTech, Construction)























RetailTech - E-Commerce - FashionTech



Travel / Hospitality / Leisure



618
startups as
of today!

Startup	Industry	Technology	Region	Employee count	Total funding €	Website
 BIOzCHP Technologies PC	Environment & Energy (GreenTech, CleanTech)	Cleantech, Hardware	Central Macedonia	4	-	
 BIOEMTECH TECHNOLOGY SOLUTIONS IKE	Life Sciences (MedTech, HealthTech, BioTech)	Diagnostic/Imaging, Hardware, Nanotech, Sensors	Attica	11	-	
 Biomimetic Surfaces	Manufacturing	Cleantech, Nanotech, Other	Crete	5	900K	
 BIOPIX DNA TECHNOLOGY IKE	Life Sciences (MedTech, HealthTech, BioTech)	Diagnostic/Imaging	Crete	9	1.22M	
 Clio Muse PC	Travel / Hospitality / Leisure	AR/VR, Software, Web or Mobile Application	Attica	13	-	
 CollegeLink IKE	Human Resources	Data Analytics - Big Data, Software, Web or Mobile Application	Attica	14	150K	
 Convert Group	Data Analytics - Big Data	AI, Data Analytics - Big Data, Software	Attica	52	1.4M	
 Cube RM IKE	Life Sciences (MedTech, HealthTech, BioTech)	AI, Data Analytics - Big Data, Software	Attica	10	-	
 Ferryhopper	Travel / Hospitality / Leisure	Software, Web or Mobile Application	Attica	46	3.2M	
 FOODOXYS PC SPIN-	Life Sciences (MedTech, HealthTech, BioTech)	Other	Thessaly	5	250K	



Company Website: <https://www.orfium.com>

Company Email: support@orfium.com

Employees: 120

Funding State: Seed

INDUSTRIES

Entertainment/Media (Games, Sports, Social)

About

ORFIUM is the leading rights management technology company that brings a deep data engineering approach to tackling the music industry's royalty collection challenges. Our customer portfolio includes some of the biggest companies of the industry, offices in 3 continents and with a lot of industry expertise, ORFIUM is developing new tech products to support various key stakeholders and eventually become the digital operating system of the music industry.

Solution & Product

ORFIUM offers solutions to support Record Labels, Music publishers, Collective Management Organisations (CMOs) and other music companies with managing and improving their data rights in order to increase their revenues and distribute more money efficiently and transparently to the rights owners. ORFIUM is now expanding its enterprise technology offerings internationally across all facets of rights management and monetization in the media rights industry through our core rights management platform, our data services and our UGC claiming solution

Innovation & Scalability

ORFIUM's core stack technology supports all our products for various stakeholders of the music industry. Multiple applications of the same tech can give multiple revenue opportunities from the same revenue flow. What is remarkable with ORFIUM's technology is that our Data Science and R&D departments have produced amazing results by using AI / ML applications to reduce the "noise" in music data rights and enrich them in order to produce better matching results.

ONE LINER

We aim to be the digital infrastructure of the music industry.

TEAM

FUNDING



2020 - Seed, VC
EUR 1.8M, BigPi VC

PATENTS

AWARDS

INCUBATIONS/ACCELERATIONS

Official Partners

Companies:



Institutional Partners:




National Startup Awards

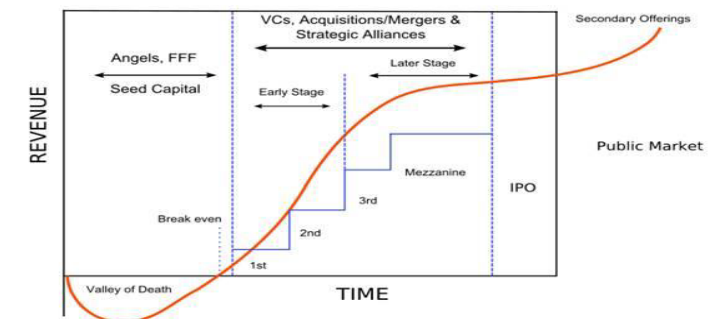


Favourable conditions for startup ecosystem growth

- Favourable tax incentives for stock options / L. 4646/2019, gazette A' 201, Art. 4
- Favourable tax incentives for Angel Investors / L. 4712/2020, gazette A' 146, art. 49
- Call for working capital cash injections up to 100.000 euros, addressing covid-19 negative impact
- Funding from Angel Co-investment fund and 10 VC funds
New funds ahead !!
- Global networking and pitching events



Startup Financing Cycle



1st ANNUAL REPORT



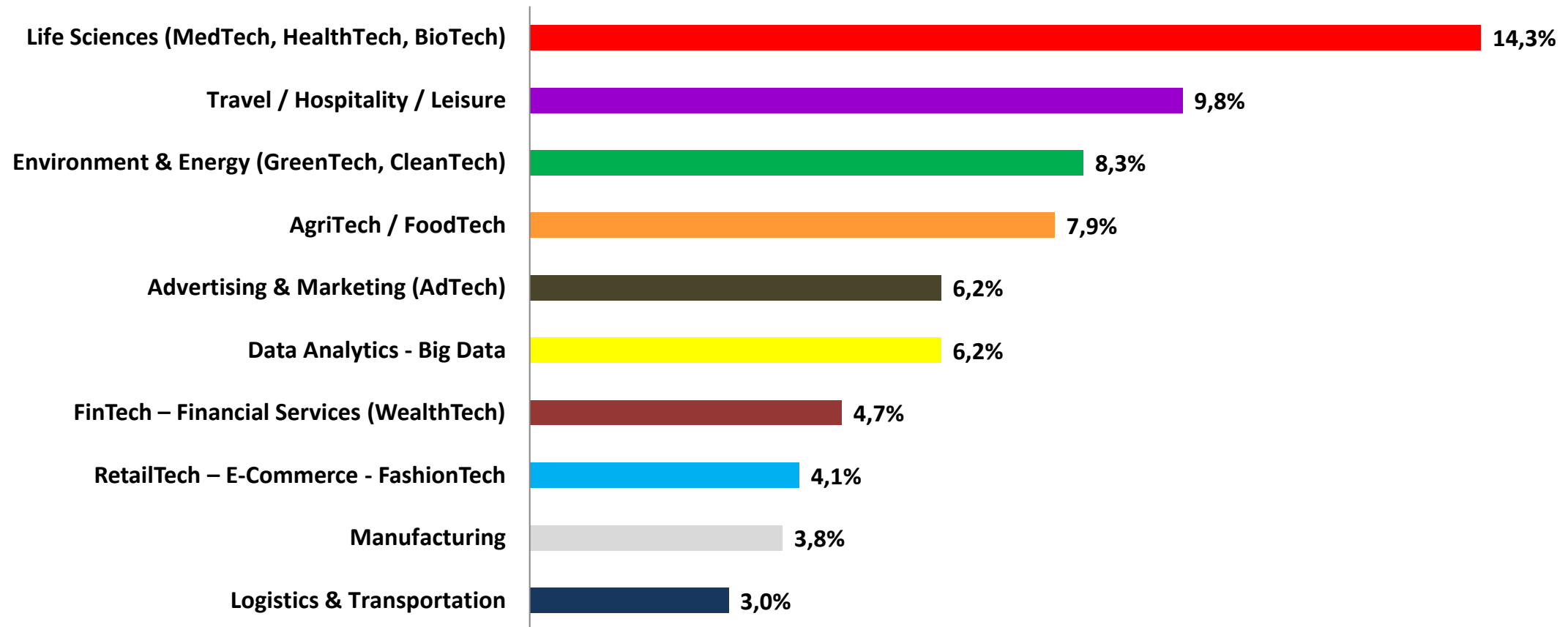
618 registered startups

5.900 employees

2/3rd located in Athens

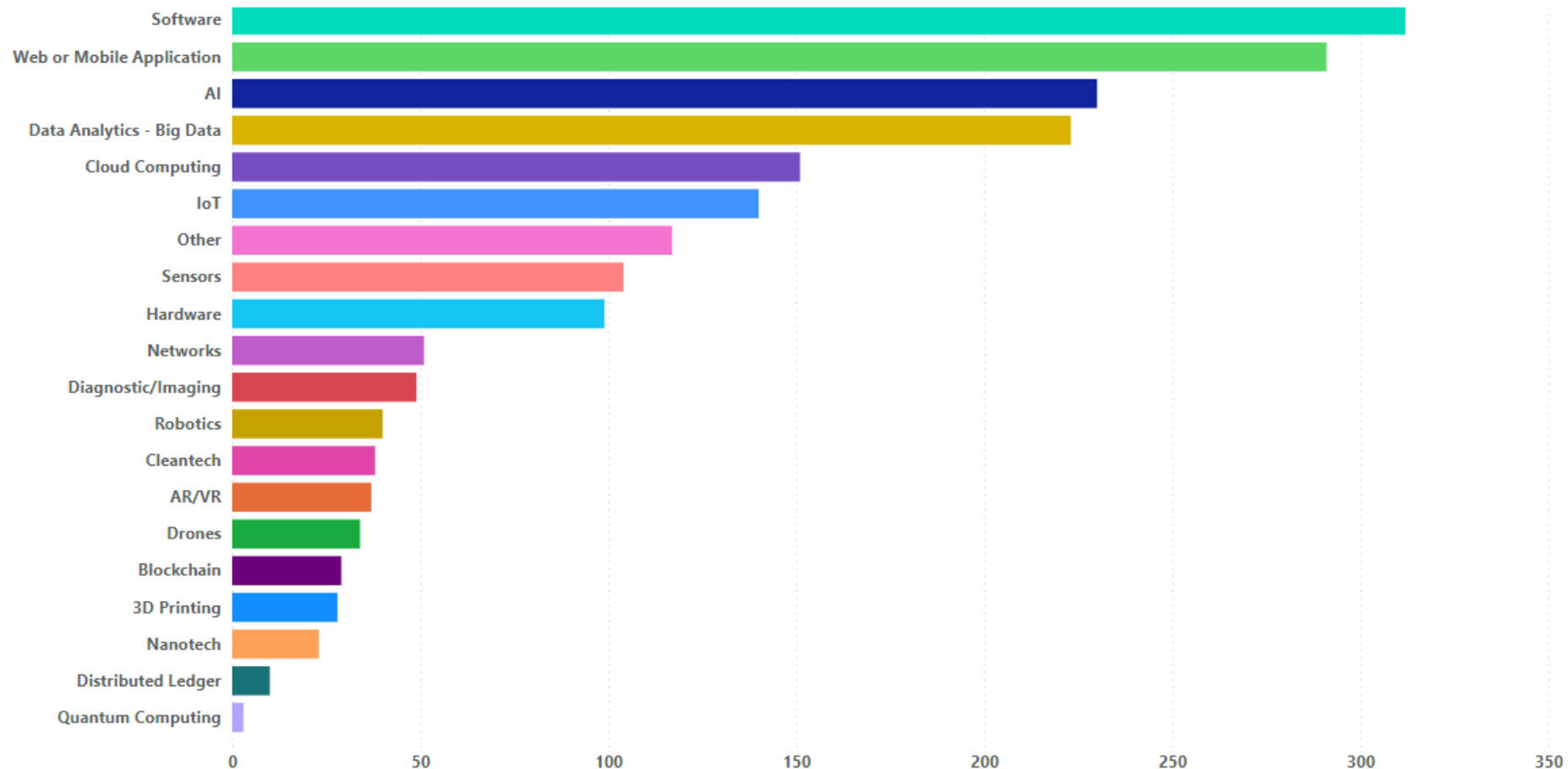
Elevate Greece Startup Ecosystem Statistics

Percentage of Companies per Sector (%)



Elevate Greece Startup Ecosystem Statistics

Popularity of Preferred Technologies

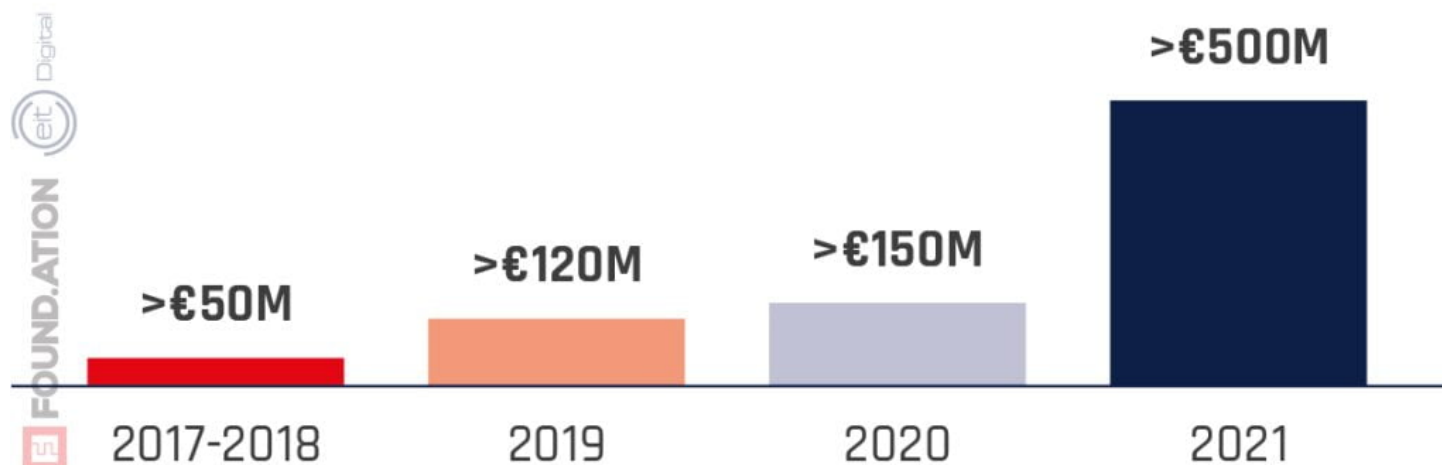


Elevate Greece Startup Ecosystem Statistics

- 91% are based only in Greece
- 67% located in Athens
- 10,1 % have received VC funding
- 6,4% are spin-off companies from RCs and HEIs
- 76% have 2-4 founders
- Founders: 80% men / 20% women



ROUND TOTAL INVESTMENT



Data updated up to November 27, 2021. Data source: Found.ation, Velocity.Partners

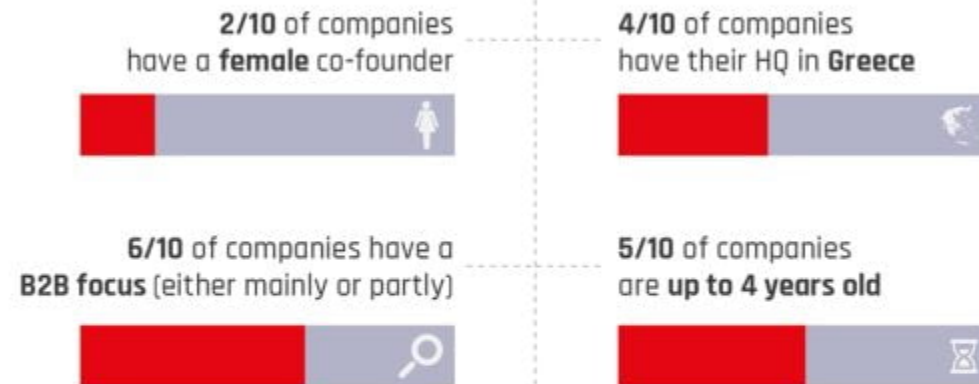
TOP 10 GREEK STARTUPS EXITS (ALL-TIME)

	Company	Exit deal (€ in millions)	Exit year	Age of startup at the time of the exit (years)
1	Instashop	307	2020	5
2	Softomotive	*	2020	15
3**	Niometrics	*	2021	12
4**	Lenses.io	70*	2021	5
5	Think Silicon	*	2020	12
6	Helic	*	2019	19
7	Beat (Taxibeat)	40.48	2017	6
8	Innoetics	*	2017	11
9**	Moosend	*	2021	9
10	Avocarrot	17.85	2016	4

*Undisclosed amount, market estimations were taken into consideration for the ranking. **New Entries in 2021

Startup Ecosystem Highlights

INVESTMENTS 2021



Greek Startup Community Exits

Four out of seven significant exits from the Greek startup community during 2021 – 2022



acquired

NIOMETRICS



acquired



acquired



acquired

accuSONUS



Greek Unicorns

That emerged in 2022



➔ Neonbank
based in Athens

➔ 49% of its stake was
acquired by JP Morgan



PeopleCert
All talents, certified.

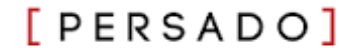
➔ Founded in Athens

➔ Leader in the
assessment and
certification of
professional skills

Greek Soonicorns



Blueground



Persado



Workable



LearnWorlds



Hellas Direct



Flex Car

Startup Ecosystem Highlights–latest rankings

Greece: 48th, + 6 spots

Athens: 132nd, 121 spots



Increase in Global Ranking

✓ Greece increased by **6 spots** in the Global Startup Ecosystem

2021

54th



2022

48th

This growth was achieved after a decline of 10 spots from 2020 to 2021

✓ Athens increased by **21 spots** in the Global Startup Ecosystem

2021

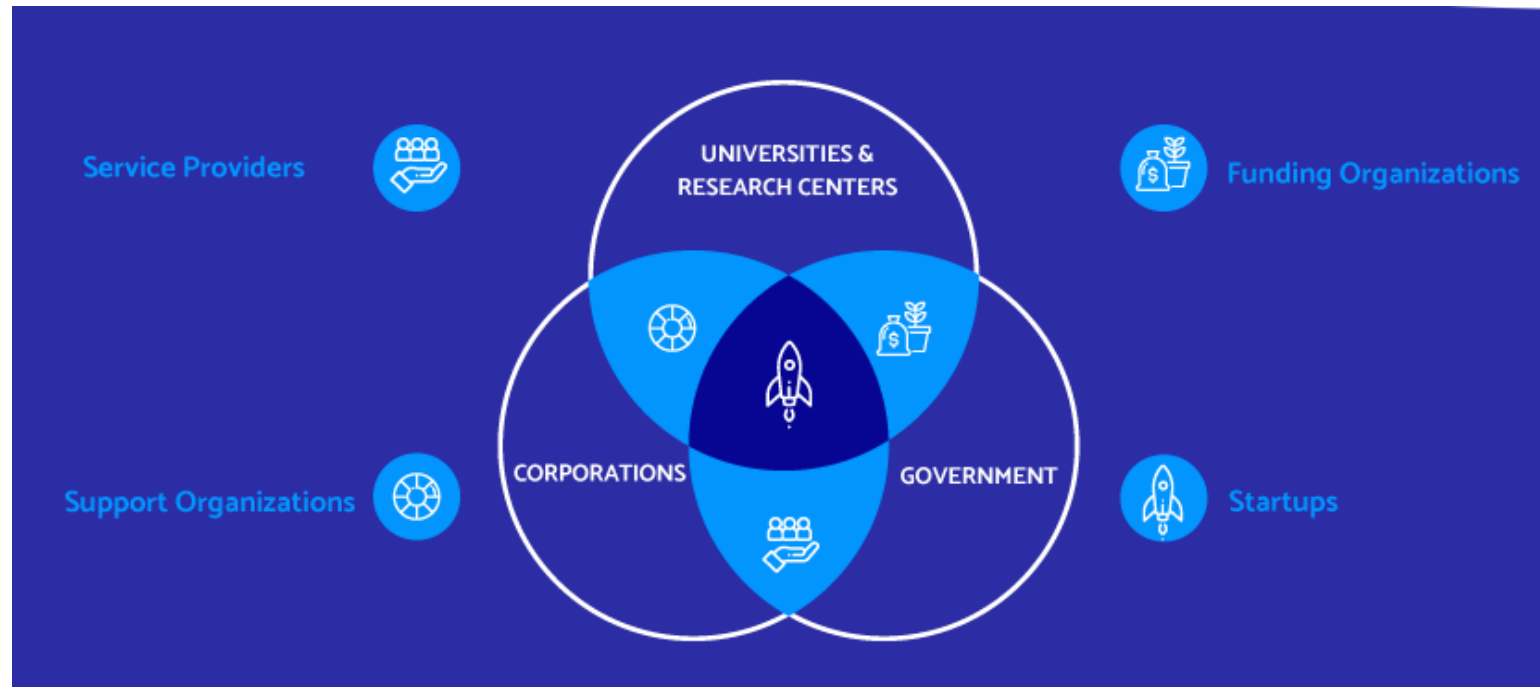
153th



2022

113th





Ecosystem Actors

Science Parks & Technology Transfer

Science Parks and Technology Transfer

Technology Parks are open spaces that serve as business incubators for startups affiliated with a university. The Parks contribute to the economic growth of a territory by increasing the level of economic activity and the productivity of companies moving there.



Innovation Clusters

Innovation clusters are groupings of independent undertakings — innovative startups, small, medium and large undertakings, as well as research organizations — operating in a particular sector and region and designed to stimulate innovative activity! This is achieved through common use of premises, joint promotion,



Venture Capital Funds

Venture capital funds undertake the investment risk of startups with high growth potential. This type of funding is vital, particularly at the early stages of an enterprise. Such funding plays a vital role in developing the ecosystem. EquiFund is an initiative of the Hellenic Republic in cooperation with the European Investment Fund (EIF) to boost the venture capital market in Greece. EquiFund aims to bolster the venture capital market in Greece with an investment strategy spanning three windows:

- the Innovation window
- the Early Stage window
- the Growth Stage window



Innovation Clusters

VCs

Incubators

Incubators

Incubators in Greece support startups during the very early stages of their development and provide businesses with valuable resources, such as office infrastructure and facilities, access to an executive mentors' network and legal, financial and other types of consultation.

*Officially authorized incubators by the Greek government

Coworking Spaces

Coworking spaces are essentially common workspaces. They offer affordable office space for those looking to escape the isolation of a home office or the use of a coffee shop. These shared workspaces offer a suite of office-like amenities, such as hot-desks, private meeting rooms, kitchens, coffee and more.

Check out Coworking Spaces in Greece!

Accelerators

Coworking Spaces

Federations

Accelerators

Business Accelerators in Greece offer startups intensive, educational programmes, assisting them in the preparation and early growth stage so that they may progress to the establishment and maturation phases. Accelerators share some features with incubators, in the sense of offering consultation and guidance to startups, but they do not provide accommodation. Their basic role is to help enterprises along their course from an idea to a product by offering guidance and/or funding at the early stages. The incubation period is short, as the aim is to transform business ideas into services and products, either as prototypes or ready for marketing.

Check out Greek Accelerators!
*Officially authorized accelerators by the Greek government

Federations

Business Federations/Associations play an integral role in Greek Entrepreneurship. They offer their members a wide range of vital business services, including advice, financial expertise and support, as well as a powerful voice in the government/powerful lobbying with the government. The mission of a Federation/Association is to help its members achieve their ambitions.



Public Sector

Responding to the challenges of fostering regional growth and employment in a competitive global economy, many governmental structures raise new focus on the Innovation Ecosystem.

Ministry of
Development and
Investments

Ministry of
Digital
Governance

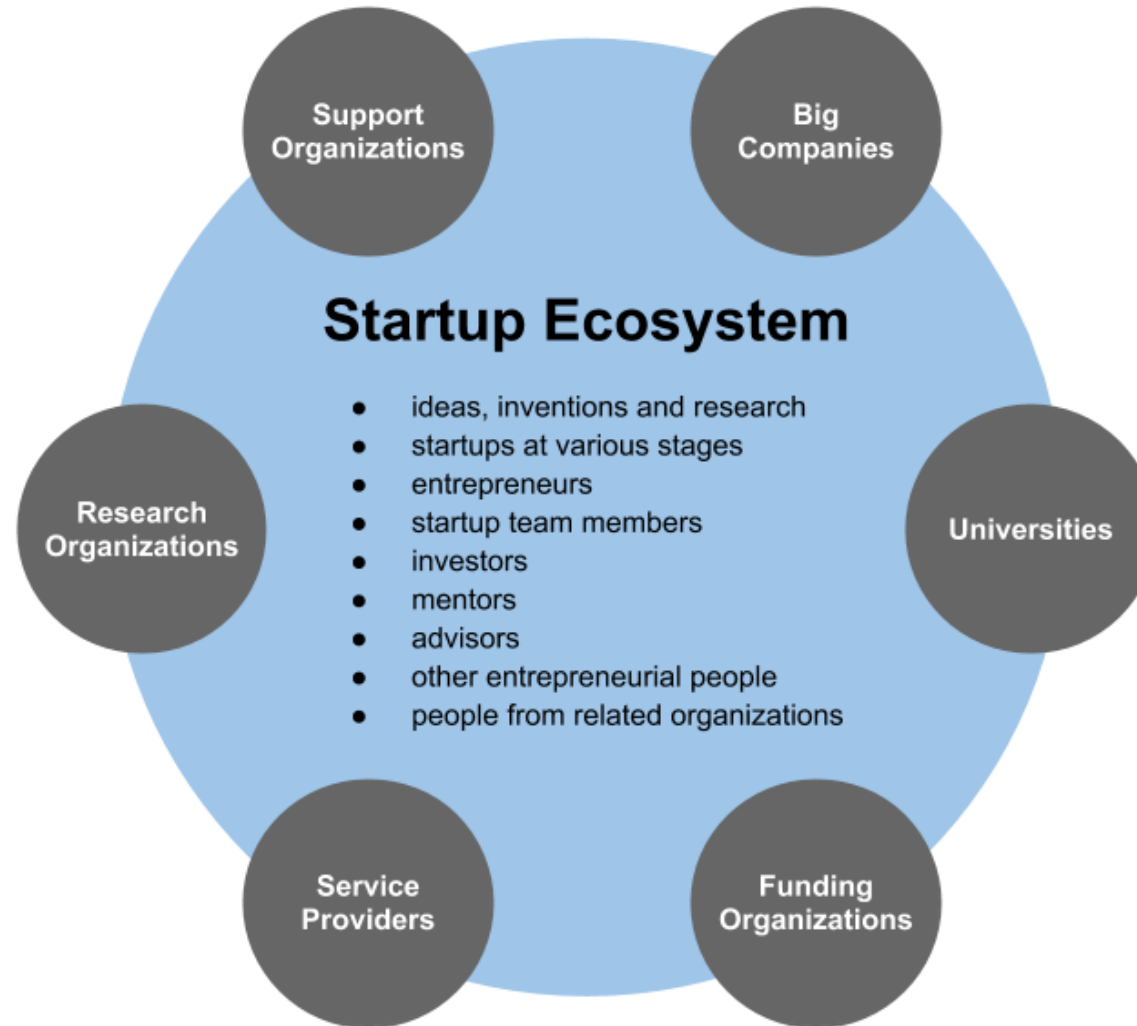
Ministry of Rural
Development and
Food

Ministry of
Environment
and EnergyMinistry
of
Health

Ministry of
Education and
Religious Affairs



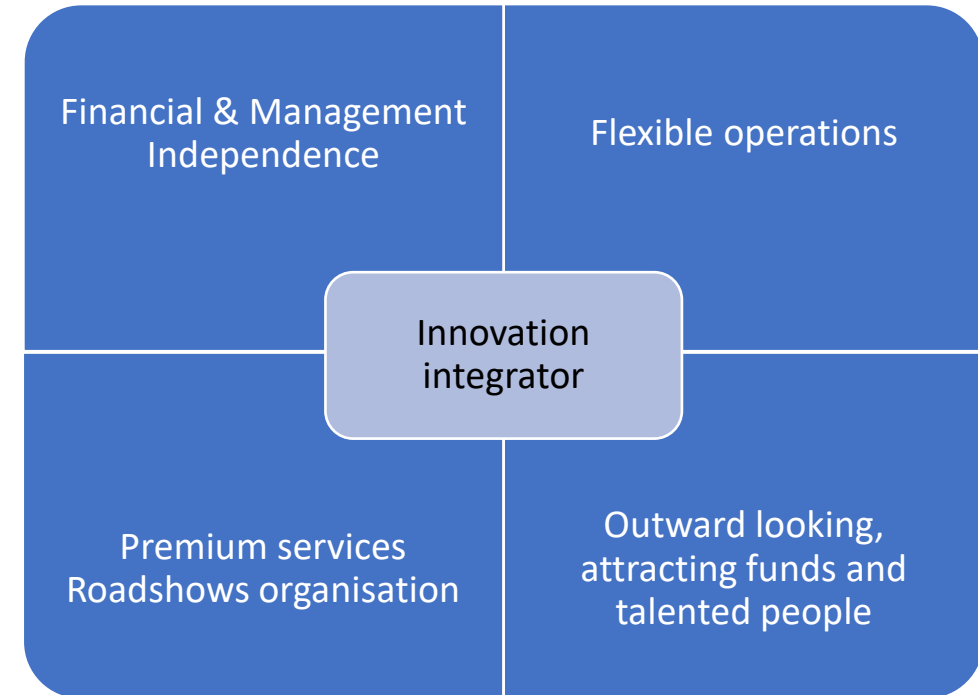
A driving force for a more inclusive and networked innovation ecosystem



A driving force for a more inclusive and networked innovation ecosystem



Temporary location at
Democritus RC
→ **Innovation Hub CHROPEI**





Greece an emerging investment destination in post-COVID19 Europe

Strategically positioned



**Strategically positioned as the gateway
to 3 continents**

In a time-zone (+/- 2h) Greece covers:

- ✓ 2bn people (30% of global population)
- ✓ 25% of GDP

Greece in the spotlight



Building a pro-investment business environment

Corporate Tax
reduced
by 4%
*And expected
to be further
reduced in
2022
reaching 22%*

Dividends Tax
reduced
from 10%
to 5%

**Social security
contributions**
(as of 1st January 2021)
further reduced at

- 14,12% for the employee
- 22,54% for the employer

Greece is the home base of renowned global firms & multinationals



Thank you for your attention!

